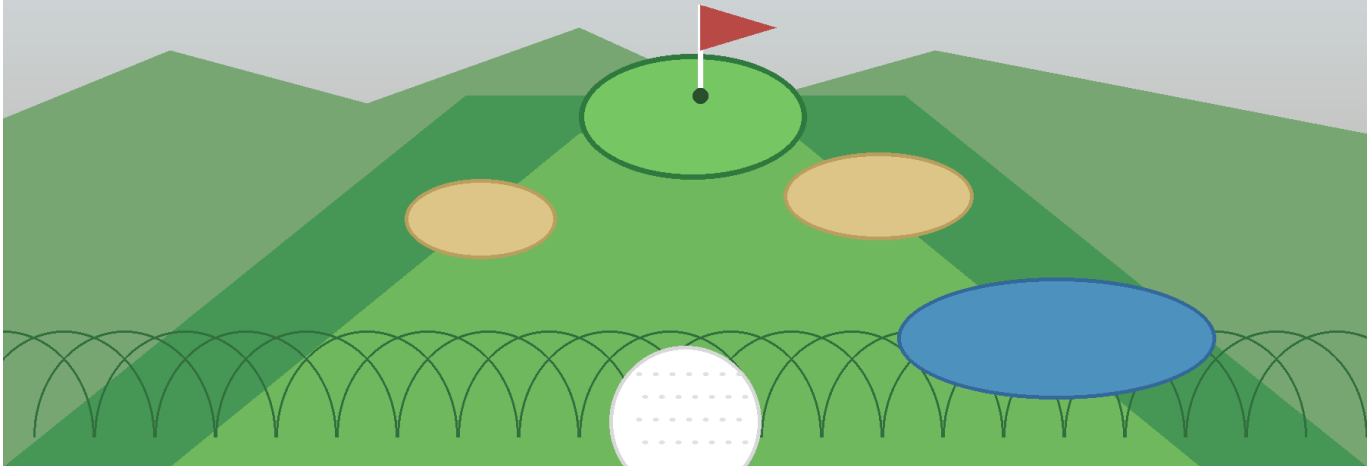


GOLF

A Systematic Guide from Beginner to Strategic Player

Sport | Strategy | Business Network | Lifestyle



GOLF: A SYSTEMATIC GUIDE FROM BEGINNER TO STRATEGIC PLAYER

History, rules, equipment, swing science, scoring strategy, professional golf, business culture, and a realistic 3-month, 6-month, and 1-year learning roadmap.

Author: **The American Newspaper** - <https://americannewspaper.org>

Author: **AmericanTV** - <https://americantv.org>

Prepared as a professional beginner-to-strategy briefing. Date: June 1, 2026.

Contents

1	Golf as a Sport, Strategy, Network, and Lifestyle
2	Brief History of Golf
3	Basic Rules, Etiquette, and Course Procedure
4	Course Structure and Scorecard Literacy
5	Equipment and Club Selection
6	Swing Science and Shot Families
7	Ball Flight, Distance Control, Spin, and Accuracy
8	Course Management and Mental Management
9	Practice Methods and Common Mistakes
10	Beginner Roadmap: 3 Months, 6 Months, 1 Year
11	Handicaps and Progress Measurement
12	Professional Golf, PGA Tour, LIV Golf, Majors, Famous Styles
13	Golf Industry, Wealth, Business Networks, and Social Culture
14	References and Source Notes

This document treats golf as a complete system. It begins with the meaning of the game, moves through the mechanics of the swing and the logic of the course, then connects those skills to scoring, professional tours, equipment markets, and the social culture of golf. The practical objective is simple: help a complete beginner become safe, comfortable, and strategically literate within three months; functional and measurable within six months; and socially fluent and self-coaching within one year.

How to Understand Golf: Sport, Strategy, Business, Lifestyle

Golf becomes powerful because the same round tests skill, judgment, relationships, and identity.

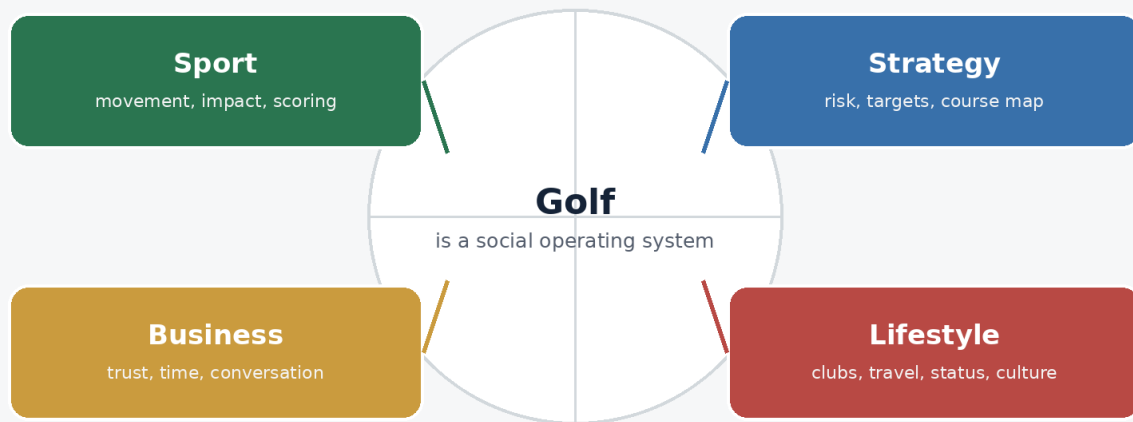


Figure 1. Golf is a technical sport, a strategic game, a business setting, and a lifestyle culture.

1. Golf as a Sport, Strategy, Network, and Lifestyle

Golf is different from many sports because the opponent is not only another person. The golfer competes against the course, weather, uncertainty, personal emotion, and the consequences of past decisions. One bad swing can be forgiven; one bad decision can turn into a triple bogey. For this reason, golf should be learned as a layered discipline: movement, judgment, scoring, etiquette, and social fluency.

As a sport, golf is a precision-striking game. The player uses a club to move a ball from a teeing area to a hole in the fewest strokes possible. As a strategic game, it is about selecting targets, managing risk, and recovering intelligently from mistakes. As a business networking tool, it creates long blocks of shared time in which trust, manners, patience, and temperament are visible. As a lifestyle, it involves clubs, travel, equipment, clothing, media, charity events, private communities, and professional identity.

The beginner should avoid one mental trap: thinking that golf begins with buying expensive equipment or copying a professional swing. Golf begins with three competencies: safe behavior, solid contact, and basic scoring awareness. After that, the player adds distance, shot variety, short-game touch, course management, and social confidence.

2. Brief History of Golf

Modern golf developed most strongly in Scotland, especially around links land: coastal ground shaped by wind, sand, firm turf, and natural contours. The game was not invented in a single moment. It emerged from older stick-and-ball traditions, then became codified through Scottish golfing societies and clubs. The early principles that still define golf are simple: play the course as you find it, play the ball as it lies, count every stroke, and act with integrity.

The first known written Rules of Golf appeared in 1744, originally as a short set of rules for a competition at Leith. The USGA describes this 1744 rulemaking as a key early moment in the effort to record and structure the game. [1] St Andrews later became the symbolic home of golf, and The R&A; and USGA now occupy central roles in rules, equipment standards, and governance. The game expanded through Britain, the United States, the Commonwealth, Europe, Asia, and eventually global professional circuits.

The history of golf is also a history of social institutions. Private clubs, public municipal courses, resort courses, college golf, caddie programs, charity tournaments, and corporate outings each shaped the game differently. Golf became elite in some places, democratic in others, and commercial everywhere. Today, the sport combines tradition and technology: centuries-old etiquette sits beside launch monitors, carbon drivers, data analytics, global television, and digital coaching platforms.

3. Basic Rules, Etiquette, and Course Procedure

The Core Rule Logic

A beginner does not need to memorize the full rulebook immediately. Start with the operating principles. You play from the teeing area, strike the ball as it lies, proceed toward the hole, count strokes and penalties honestly, and respect the safety and rhythm of other players. The USGA offers beginner-oriented Rules 101 education for common playing situations, while the full Rules remain the authority for competition. [2]

- **Stroke:** one forward movement of the club made to strike the ball.
- **Par:** the expected number of strokes for a skilled player on a hole.
- **Penalty areas:** usually marked red or yellow; relief and penalty options depend on the situation.
- **Out of bounds or lost ball:** generally leads to stroke-and-distance consequences unless a local rule applies.
- **Unplayable ball:** a player may take relief with penalty under defined options.
- **Putting green:** special rules apply, including marking, lifting, cleaning, and repairing certain damage.

Etiquette: The Invisible Scorecard

Golf etiquette matters because every player shares the same course. Good manners are not decoration; they keep the round safe, fair, and enjoyable. Do not stand where a player can see you moving during a swing. Do not talk during a stroke. Repair ball marks, replace or fill divots, rake bunkers, and keep pace. The Rules encourage safe and responsible ready golf to improve pace of play. [3]

A Typical First Round Procedure

Stage	What You Do	Beginner Standard
Before arrival	Reserve tee time, check dress code, confirm rental clubs/cart/walking policy.	Arrive 30-45 minutes early.
Check-in	Pay green fee/cart fee, ask about range balls, local rules, and pace expectations.	Be humble and ask the starter for guidance.
Warm-up	Loosen body, hit wedges first, then irons, then driver; practice 10-20 putts.	Do not exhaust yourself.
First tee	Introduce yourself, identify your ball, know honors/ready-golf expectations.	Prioritize safety and pace.
During play	Keep clubs ready, watch every ball, help partners search briefly, move efficiently.	Pick up when the hole is beyond learning value.
After round	Shake hands, settle matches, return cart, clean clubs, record stats.	Review learning, not ego.

4. Course Structure and Scorecard Literacy

A standard full course has 18 holes, usually arranged as par 3s, par 4s, and par 5s. A par 3 is normally reached in one shot by a strong player; a par 4 in two; a par 5 in three. Courses also have teeing areas of different lengths, fairways, rough, bunkers, penalty areas, trees, slopes, greens, and hole locations that change daily.

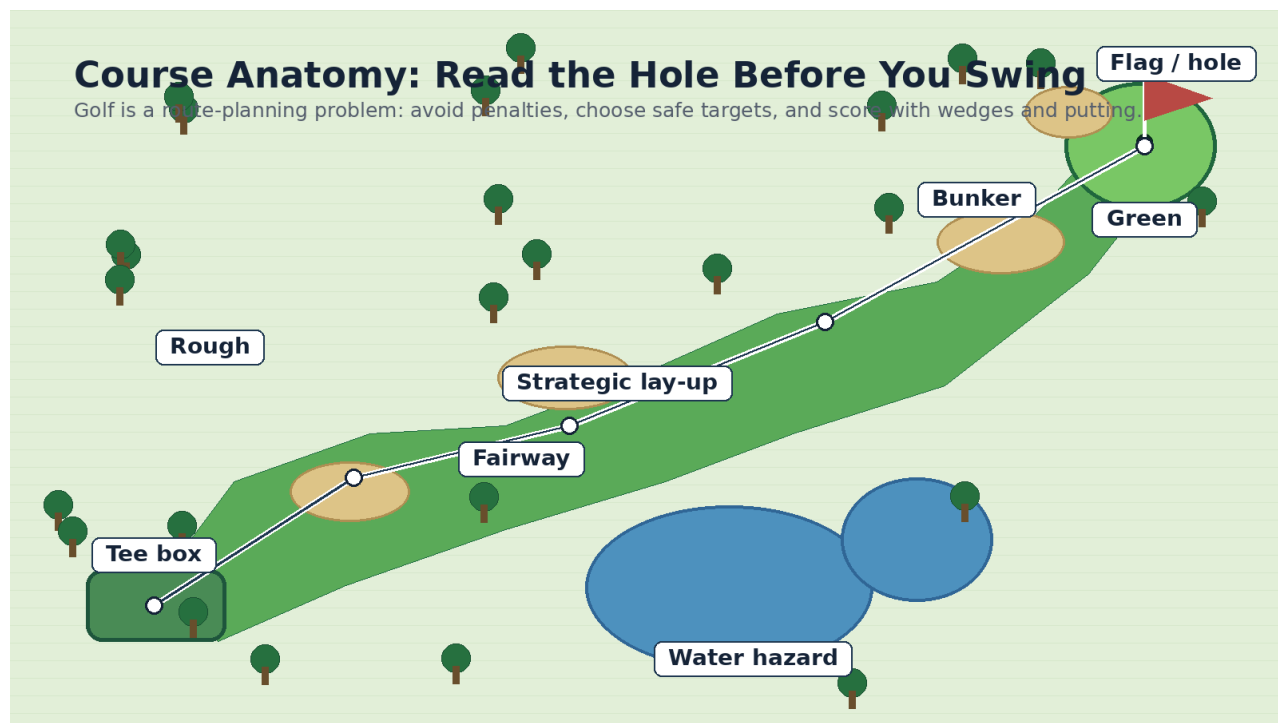


Figure 2. Course anatomy turns a hole into a strategic map: target, danger, lay-up, approach, and green.

Reading a Scorecard

A scorecard is more than a place to write numbers. It gives yardage by tee color, par, hole handicap/stroke index, local rules, course rating, slope rating, and sometimes pace expectations. Course Rating estimates difficulty for a scratch player, while Slope Rating reflects relative difficulty for bogey golfers compared with scratch golfers. [4]

Scorecard Term	Meaning	How a Beginner Uses It
Yardage	Total hole length from a specific tee.	Choose tees that allow approach shots and enjoyment, not embarrassment.
Par	Expected strokes for a skilled player.	Use par as a reference, not as your beginner self-worth.
Stroke index / handicap hole	Relative difficulty allocation for handicap strokes.	Important for matches and net scoring.
Course Rating	Expected score for a scratch player under normal conditions.	Helps compare course difficulty.
Slope Rating	Relative difficulty for bogey players versus scratch players.	Higher slope usually means more challenge for average players.
Local Rules	Course-specific conditions, relief areas, out-of-bounds guidance.	Read them before the first tee.

5. Equipment and Club Selection

A legal golf set may contain up to 14 clubs. A beginner does not need 14 perfectly fitted clubs at once, but needs sensible gaps, forgiving heads, and shafts that match strength and tempo. The USGA and The R&A; maintain equipment rules and conforming lists for balls and clubs; the USGA equipment database identifies clubs and balls submitted and evaluated for conformance. [5]

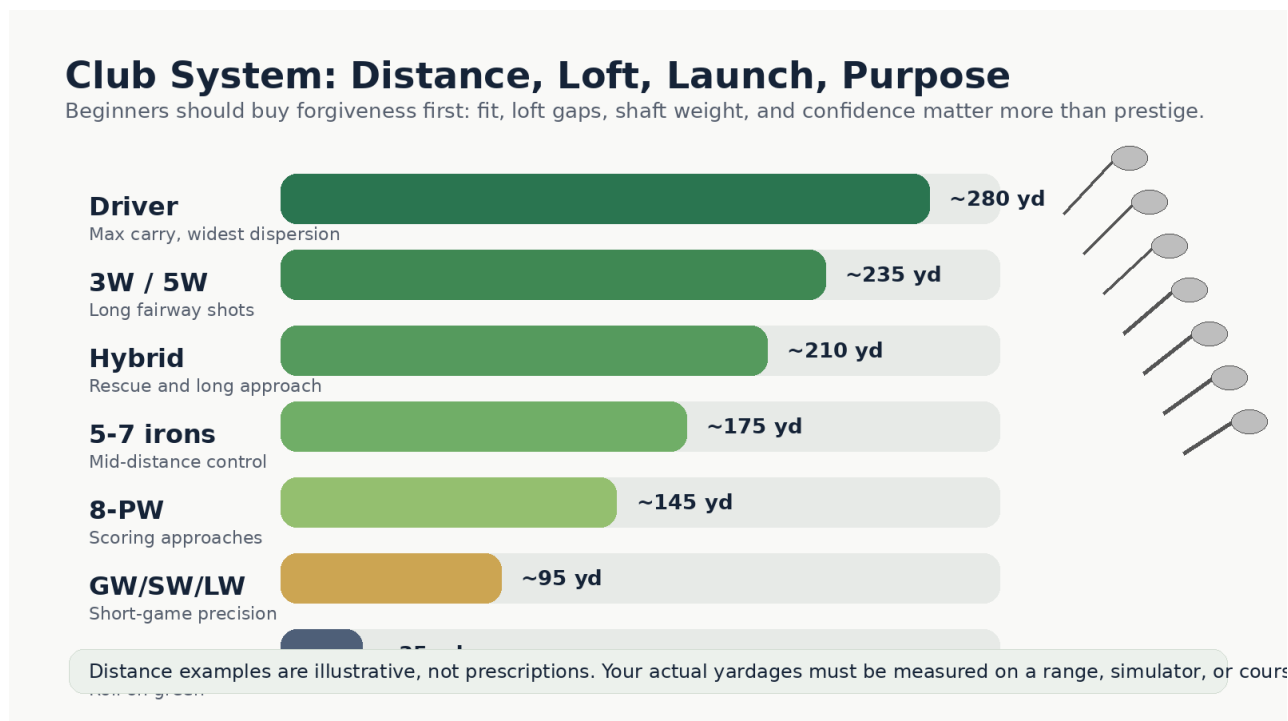


Figure 3. Club selection is a system of yardage, loft, launch, and confidence, not a collection of status symbols.

Types of Clubs

Club Family	Main Purpose	Beginner Advice
Driver	Maximum distance from tee.	Use only when you can keep it in play. A shorter club may score better.
Fairway woods	Long shots from tee or fairway.	Often difficult from tight lies; practice before relying on them.
Hybrids	Easier long-club launch and rough recovery.	Excellent beginner substitute for long irons.
Irons	Approach shots and controlled distances.	Cavity-back or game-improvement irons help launch and forgiveness.
Wedges	Short approaches, chips, pitches, bunker shots.	Learn one reliable wedge motion before buying many lofts.
Putter	Rolling the ball on the green.	Fit length, alignment, and feel matter more than price.

How to Buy Equipment Realistically

The first purchase should support learning. A beginner should prioritize lessons, range access, a glove, comfortable shoes, and a forgiving used or entry-level set. A full professional fitting is valuable once the player has a repeatable motion. Early fitting should focus on length, lie, shaft weight, grip size, and set composition rather than exotic upgrades.

- Buy used or prior-generation clubs from reputable sellers before buying a tour-level new set.
- Choose forgiveness: higher moment of inertia, wider soles, perimeter weighting, and hybrids instead of hard-to-hit long irons.
- Measure actual carry distances, not dream distances, before building club gaps.
- Do not buy the driver you admire on television unless it fits your swing speed, launch, and dispersion.
- Spend money on coaching and practice infrastructure before prestige equipment.

6. Swing Science and Shot Families

The golf swing is a sequence, not a single hit. The club must arrive at the ball with appropriate speed, face angle, path, angle of attack, centered contact, and dynamic loft. The body creates balance and energy; the hands and clubface deliver precision. The beginner should learn to move the club around the body, maintain posture, finish in balance, and recognize contact quality.

Swing Sequence: Body, Club, Face, Ball

A good swing is not a violent hit. It is balance, sequencing, and a square clubface delivered at speed.

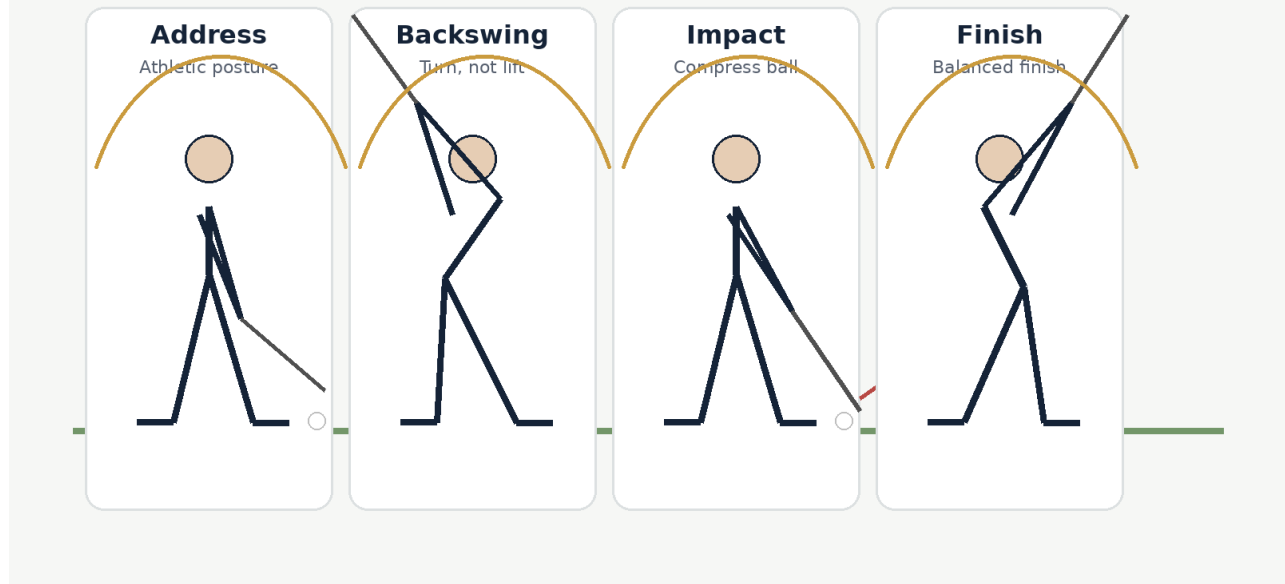


Figure 4. A playable swing moves through address, backswing, downswing, impact, and balanced finish.

Grip

The grip is the player's only physical connection to the club. It should be secure but not strangled. Common options are overlapping, interlocking, and ten-finger grips. Beginners should choose the grip that creates a square face, relaxed wrists, and stable control. Too weak a grip can leave the face open; too strong a grip can produce hooks or compensations.

Address

Address is the pre-swing setup: stance, posture, alignment, ball position, distance from the ball, and pressure distribution. A good address looks athletic: knees soft, spine tilted from hips, arms hanging naturally, shoulders aligned to target line, and the clubface aimed before the body is arranged. Many beginner swing problems begin before the club moves.

Backswing, Downswing, Impact, Follow-through

Phase	What Matters	Beginner Feel
Backswing	Turn shoulders, maintain structure, avoid lifting only with arms.	Coil around balance.
Transition	Change direction without panic; lower body begins sequencing.	Start down smoothly.
Downswing	Deliver club from inside enough, maintain posture, rotate through.	Swing to target, not at ball.
Impact	Face control, centered strike, forward pressure with irons.	Brush turf after the ball.
Follow-through	Full rotation and balance reveal swing quality.	Hold the finish for three seconds.

Shot Families

Driver shots seek launch, speed, and playable dispersion. Iron shots seek predictable distance and direction. Wedge shots seek distance control, launch window, and spin. Putting seeks start line, speed, and green reading. Bunker shots seek sand interaction. Rough recovery seeks realistic contact and the humility to return to position when necessary.

7. Ball Flight, Distance Control, Spin, and Accuracy

Ball flight is the visible evidence of invisible impact. The clubface largely influences start direction; the relationship between face and path influences curve; strike location influences speed, launch, spin, and gear effect. Beginners should learn to describe shots accurately: push, pull, slice, hook, thin, fat, toe, heel, high, low, short, long. Accurate diagnosis speeds improvement.

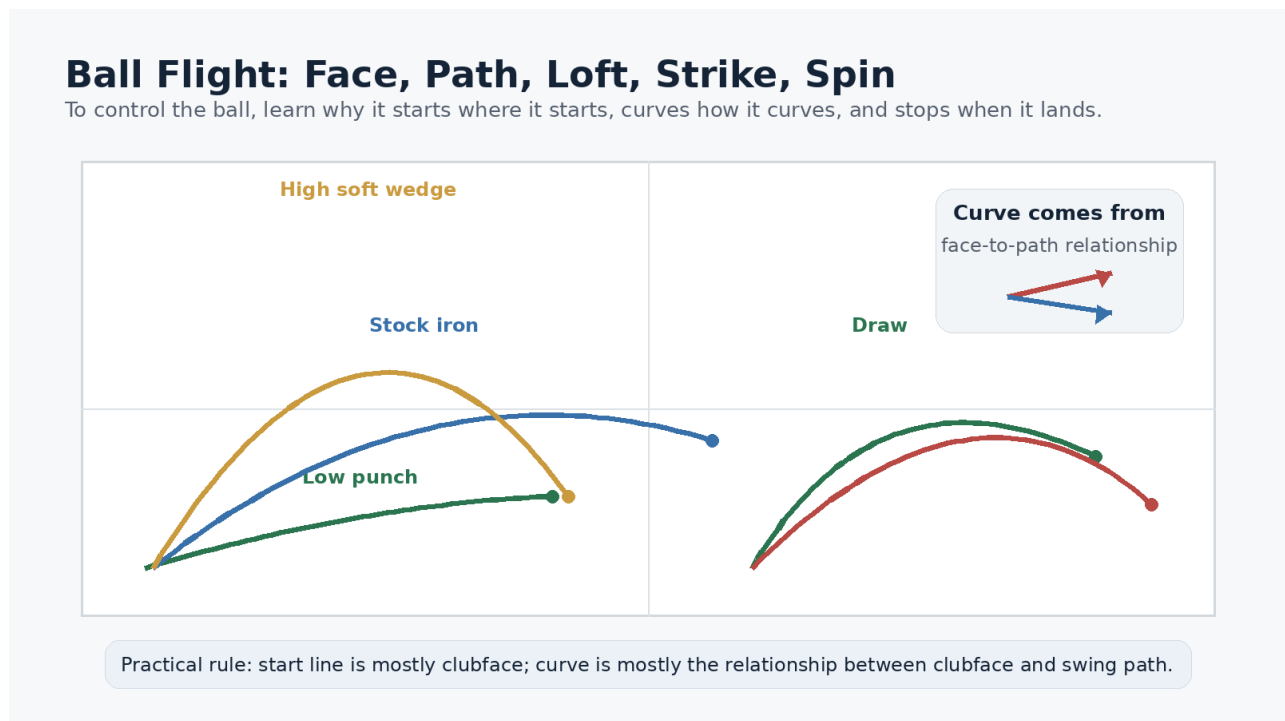


Figure 5. The player who understands ball flight can self-diagnose without guessing.

Distance Control

Distance control is built by measuring carry yardage with each club and by learning partial swings. A beginner should know not only the maximum distance of a club but the comfortable stock distance. Wedge play needs a simple clock system or length system: waist-high, chest-high, shoulder-high swings at consistent tempo.

Accuracy

Accuracy is not the same as perfection. It means picking a target that matches your dispersion. If your 7-iron dispersion is 25 yards wide, aiming at a flag beside water is irrational. Better players aim at larger zones, accept normal misses, and use conservative targets with committed swings.

Trajectory and Spin

Trajectory depends on loft, speed, strike, shaft lean, ball position, and ground conditions. Spin helps the ball climb, curve, and stop. Wedges create high spin when grooves are clean, contact is crisp, and the ball is struck before excessive grass or sand intervenes. On firm greens, landing angle is often as important as spin.

8. Course Management and Mental Management

Course management means selecting the shot that produces the best expected score, not the most heroic memory. Beginners usually lose strokes through penalties, three-putts, failed chips, and emotional decisions after a mistake. A smart player builds the round around safe tee shots, advancing the ball, avoiding disaster, and turning short-game chances into two strokes or fewer around the green.

Strategic Rules of Thumb

- Choose the tee box that lets you reach greens in regulation with realistic clubs.
- When in trouble, first ask: can I return the ball to a safe position with high probability?
- Aim away from penalty areas and short-side misses unless you have the skill to recover.
- On approach shots, the center of the green is often the correct target.
- Avoid compounding errors: one bad shot should not become three bad decisions.
- Use your best club under pressure, not the club that flatters your ego.

Mental Management

Golf exposes character because there is time to think between shots. Mental management is the skill of staying present, choosing a target, committing to a routine, accepting the result, and moving to the next shot. The beginner should not ask, "How do I avoid bad shots?" Bad shots are guaranteed. The better question is, "How do I respond so that one bad swing does not ruin the next five minutes?"

A strong mental routine has four parts: information, decision, rehearsal, execution. Gather wind, lie, yardage, and trouble; choose one target and one club; make a rehearsal that matches the shot; then swing without renegotiating over the ball.

9. Practice Methods and Common Mistakes

Practice should not be random ball-hitting. The range is for mechanics, calibration, and pattern recognition. The short-game area is for scoring. The putting green is for speed, start line, and routine. The course is for decisions. A beginner should divide practice time roughly as follows: 30 percent full swing, 30 percent short game, 25 percent putting, 15 percent rules, procedure, and on-course learning.

Common Beginner Mistakes

Mistake	Why It Hurts	Correction
Buying too much equipment too early	Money goes to image instead of skill.	Start with forgiving clubs and lessons.
Only practicing driver	Scoring happens near the green.	Practice wedges and putting every week.
Aiming at flags all day	Small targets punish normal misses.	Aim at safe zones.
Ignoring alignment	Good swing goes in wrong direction.	Use alignment sticks or ground references.
Swinging harder to fix contact	Tension destroys sequence and strike.	Slow down and center contact.
No pre-shot routine	Every shot becomes emotionally improvised.	Build a simple repeatable routine.
Playing wrong tees	Round becomes survival instead of learning.	Choose tees by carry distance and enjoyment.

Intermediate Improvement Strategy

Intermediate players improve by measuring reality. Track penalty strokes, three-putts, up-and-down attempts, greens in regulation, fairways or playable tee shots, and approach proximity. Most intermediates should not chase a perfect swing. They should reduce big misses, improve wedge distance control, learn to putt speed, and build a reliable tee shot that stays in play.

10. Beginner Roadmap: 3 Months, 6 Months, 1 Year

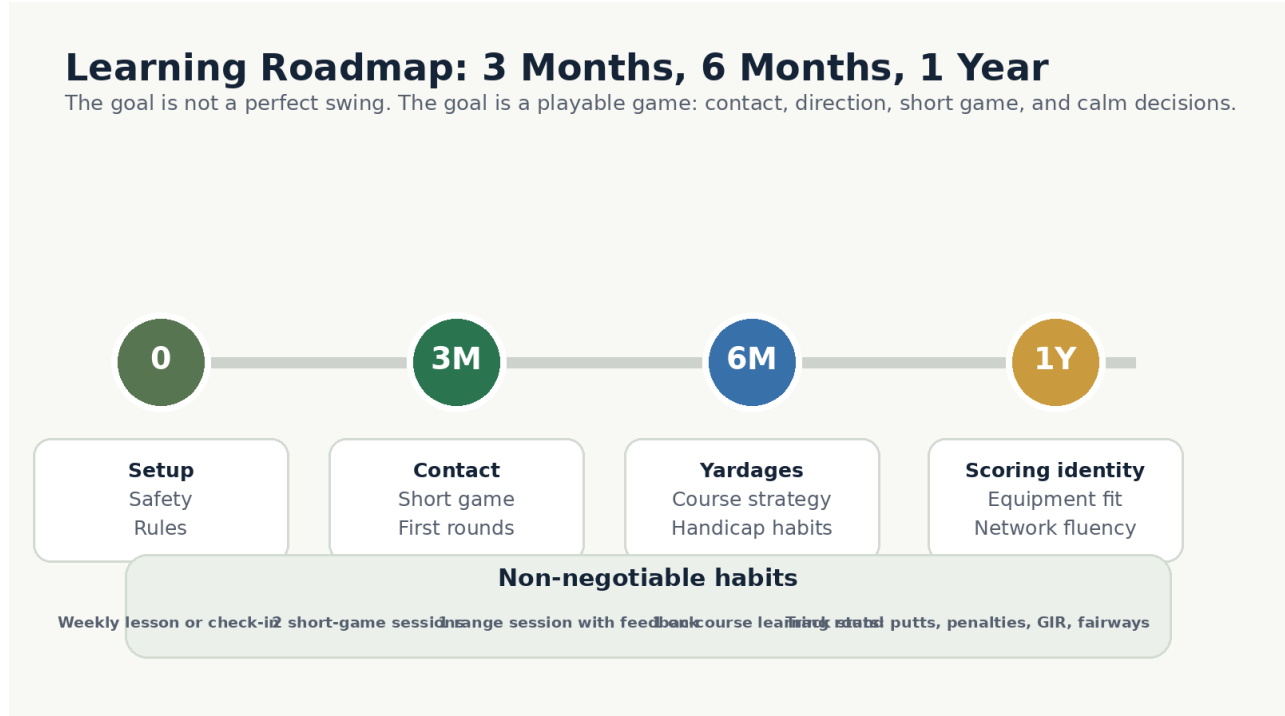


Figure 6. The realistic beginner roadmap focuses on playable skills before advanced shot-making.

First 3 Months: Safety, Contact, Short Game, First Rounds

Goal: become safe, comfortable, and able to play nine holes without disrupting the course. The first three months should focus on lessons, basic rules, range contact, chipping, putting, and the procedure of a real round. Do not measure success by score alone. Measure whether you can arrive, check in, warm up, play at pace, keep a basic score, and enjoy the round.

Area	3-Month Target	Practice Prescription
Rules and etiquette	Know tee order, ready golf, marking ball, bunker care, pace basics.	Read beginner rules, play with patient golfers, ask starter about local rules.
Full swing	Make consistent contact with wedge, 9-iron, 7-iron, hybrid or fairway club.	2 range sessions weekly; use slow rehearsals and video.
Driver	Understand setup and tee height; no need to force distance.	Hit 10-15 drivers per session only after irons.
Short game	Chip onto green reliably from basic lies.	30 minutes weekly: landing spot and roll-out drills.
Putting	Avoid repeated three-putts from short range.	Gate drill for start line; ladder drill for speed.
On-course	Play 9-hole rounds or par-3 courses.	Pick up when pace requires; learn procedure.

First 6 Months: Yardages, Scoring Habits, Course Strategy

Goal: become a functional recreational golfer. By six months, the player should know approximate carry distances, have a basic wedge system, understand when to use driver, know how to escape rough and bunkers at a simple level, and complete rounds with better pace and fewer disasters. The player should begin keeping meaningful stats rather than only total score.

Skill	6-Month Standard
Tee shot	At least one reliable club that produces a playable ball most of the time.
Irons	Know stock carry distances for 8-iron through hybrid or longest playable club.
Wedges	Have at least three partial-swing distances.
Putting	Lag putt long putts within a manageable second-putt range more often.
Bunker	Escape greenside bunkers in one or two attempts without panic.
Rough	Choose loft and conservative targets; stop trying miracle shots.
Strategy	Play center-green targets and avoid penalty areas intentionally.

First 1 Year: Scoring Identity and Social Fluency

Goal: develop a stable golf identity. After one year, the player should know strengths and weaknesses, have reliable equipment, understand handicap basics, enter casual events or scrambles, navigate business golf etiquette, and make a plan for continued improvement. A one-year golfer does not need to be low handicap. A successful one-year golfer is safe, honest, prepared, pleasant, improving, and strategically aware.

- Build a personal yardage chart and update it every two months.

- Play at least one structured round per month with clear statistical tracking.
- Schedule a lesson every 4-8 weeks to prevent bad habits from hardening.
- Develop a pre-shot routine that works under social pressure.
- Learn formats: stroke play, match play, scramble, best ball, skins, Stableford.
- Use golf socially: invitations, charity events, client outings, member-guest days, and travel rounds.

11. Handicaps and Progress Measurement

A handicap is not an insult; it is a system for fair competition and progress measurement. Under the World Handicap System, the Handicap Index is the foundation for Course Handicap and Playing Handicap. The USGA explains that after 20 scores, a Handicap Index is calculated by averaging the best 8 Score Differentials out of the most recent 20, with safeguards for exceptional scores and upward movement. [6]

Beginners should treat handicap as a language. Course Handicap represents the strokes a player needs for a specific course and tee set. Playing Handicap is the number used for the actual game or competition after format allowances and conditions. [7] For the beginner, the most important habit is honest score posting when eligible, not manipulating scores for vanity.

Progress Metrics That Matter

Metric	Why It Matters	Beginner Target
Penalty strokes	Fastest way to reduce big numbers.	Fewer than 3 per 18 holes over time.
Three-putts	Shows speed control and green reading.	Trend downward every month.
Playable tee shots	Driver distance is useless if lost.	Define playable and track percentage.
Up-and-down attempts	Measures short-game scoring.	Track chips/pitches that finish inside 10 feet.
GIR or near-GIR	Approach quality relative to skill.	Count greens plus fringe/near-green successes.
Emotional errors	Reveals decision discipline.	Note mistakes after frustration or ego.

12. Professional Golf, PGA Tour, LIV Golf, Majors, and Famous Styles

Professional Tour Structure

Professional golf is not one league. It is an ecosystem of tours, qualifying pathways, sponsors, media rights, player status categories, world ranking systems, and major championships. The PGA Tour remains the leading U.S.-based men's professional tour, with feeder and related circuits such as the Korn Ferry Tour and PGA Tour Champions. The DP World Tour is a major international tour. Women's golf has its own elite structure, including the LPGA Tour and major championships. Around the world, regional tours and developmental tours provide pathways to higher-level status.

For 2026, the PGA Tour states that the FedExCup Regular Season runs from January to August and includes 34 official FedExCup events, followed by playoffs with fields of 70, 50, and 30 players at the FedEx St. Jude Championship, BMW Championship, and TOUR Championship. [8] The Tour Championship format has also moved away from starting-strokes, with all players beginning at even par at the finale under the recent format change. [9]

PGA Tour and LIV Golf

The PGA Tour model is historically built around week-to-week individual stroke-play tournaments, season-long points, sponsor relationships, charities, television, and status retention. LIV Golf emerged as a disruptive league model with team franchises, shotgun starts, no cuts, large guaranteed compensation, and a challenge to traditional tour economics. As of its official 2026 format page, LIV describes four-day events from February to August with shotgun starts, no cuts, 57 players, and simultaneous individual and team competition. [10]

Dimension	PGA Tour	LIV Golf
Competitive identity	Traditional tour with season-long FedExCup race and established tournament brands.	League model with individual and team competition.
Format tendency	Mostly 72-hole stroke play, cuts in many standard events, varied field sizes.	Four-day events, shotgun starts, no cuts, team scoring elements.
Economic model	Sponsor, media, tournament, charity, ranking and status ecosystem.	Capital-backed league, franchise/team branding, media and global-event strategy.
Strategic meaning	Continuity, legacy, ranking, institutional power.	Disruption, player leverage, alternative entertainment package.

Major Championships

The four men’s majors are the Masters Tournament, the PGA Championship, the U.S. Open, and The Open Championship. Each major has a distinct identity: Augusta tradition and precision at the Masters; professional depth and strong fields at the PGA Championship; severe examination and national-championship identity at the U.S. Open; and links heritage, weather, and creativity at The Open. The Masters official site presents its tournament history; the official U.S. Open site identifies the 2026 championship at Shinnecock Hills from June 18-21, 2026; The Open is presented by the R&A; as golf’s original championship. [11] [12] [13]

Playing Styles of Famous Golfers

Golfer	Style Lesson
Jack Nicklaus	Power fade, major-championship patience, conservative aggression.
Tiger Woods	Explosive shot-making, elite recovery, psychological dominance, total-game preparation.
Ben Hogan	Ball-striking precision, disciplined practice, control of swing mechanics.
Seve Ballesteros	Imagination, recovery artistry, short-game genius.
Annika Sorenstam	Precision, fitness, routine, disciplined scoring architecture.
Rory McIlroy	High-launch driving, athletic rhythm, aggressive scoring.
Scottie Scheffler	Elite tee-to-green consistency, face control, composure despite unusual footwork.
Nelly Korda	Balanced athletic motion, tempo, modern power with elegance.
Bryson DeChambeau	Distance science, launch-monitor mindset, single-length and analytics influence.
Jordan Spieth	Short-game creativity, putting feel, emotional competitiveness.

13. Golf Industry, Wealth, Business Networks, and Social Culture

Golf is a sport, but it is also an industry. The golf economy includes equipment manufacturers, balls, apparel, shoes, instruction, fitness, travel, resorts, real estate, private clubs, public courses, simulators, media rights, professional tournaments, betting, sponsorships, data platforms, and corporate hospitality. Technology has expanded the market through launch monitors, indoor simulators, app-based coaching, YouTube instruction, fitting studios, and social golf venues.

Golf is connected to wealth and business networks because it creates time-rich, status-sensitive, trust-revealing interactions. A four-hour round exposes punctuality, patience, honesty, frustration tolerance, generosity, competitiveness, and respect for rules. Those traits matter in finance, law, real estate, entrepreneurship, and leadership. Golf does not automatically create business success, but it can create repeated high-quality social proximity among decision-makers.

A beginner entering business golf should understand the unwritten standards: be on time, dress appropriately, know basic etiquette, do not gamble beyond comfort, do not dominate conversation, do not sell aggressively for four hours, respect pace, praise good shots, help search for balls, and reveal good judgment under pressure. The best business golfer is not necessarily the lowest scorer. The best business golfer is competent, calm, respectful, and easy to invite again.

Golf as Social Capital

Social Function	What Golf Reveals	Practical Implication
Trust	Honesty in self-scoring and rule interpretation.	People notice integrity in small moments.
Temperament	Response to bad shots, slow play, pressure, and unfair breaks.	Calm players are easier to work with.
Network access	Shared time with clients, partners, donors, members, and executives.	Preparation creates opportunity without forcing it.
Cultural fluency	Etiquette, dress, language, formats, club customs.	Knowing norms prevents social friction.
Lifestyle identity	Travel, health, status, community, media, philanthropy.	Golf becomes a long-term platform, not only recreation.

A Practical Business-Golf Playbook

- Before the round: confirm tee time, attire, format, transportation, guest rules, and payment expectations.
- During the round: keep pace, stay positive, ask thoughtful questions, and never make the round only about business.
- After the round: send a brief thank-you note, reference a specific enjoyable moment, and follow up professionally later.
- In charity or corporate events: understand the sponsor, cause, table assignments, and post-round reception opportunities.
- In private clubs: guest behavior affects the host. Be understated, respectful, and easy for staff to assist.

14. Practical Checklists

Beginner Pre-Round Checklist

Category	Checklist
Bag	Clubs, balls, tees, glove, towel, ball marker, divot tool, water, sunscreen.
Knowledge	Tee time, course address, dress code, cart policy, local rules, pace target.
Warm-up	Stretch, wedge shots, mid-irons, a few tee shots, lag putting, short putts.
Mindset	Choose learning goals: safe behavior, pace, contact, short game, one strategic focus.

Beginner Practice Week Template

Day	Session	Purpose
Day 1	45-minute range: wedges, 9-iron, 7-iron, hybrid, limited driver.	Contact and face control.
Day 2	30-minute putting: start line, 3-foot circle, lag ladder.	Speed and confidence.
Day 3	45-minute short game: chips, pitches, bunker basics if available.	Scoring near green.
Day 4	Rest or mobility: hips, thoracic rotation, balance.	Body maintenance.
Day 5	Nine-hole round or simulator round.	Decision-making and stats.
Day 6	Review: note misses, penalties, three-putts, best shots.	Feedback loop.

What to Learn First, Second, and Later

Priority	Learn Now	Delay Until Later
First	Safety, grip, setup, short putts, basic chips, honest scoring.	Advanced swing theory and specialty shots.
Second	Stock iron contact, tee shot that stays in play, wedge distances.	Trying to shape every shot.
Third	Course management, handicap posting, business etiquette.	Expensive equipment churn.
Later	Fitting optimization, tournament formats, advanced trajectory control.	Tour-level comparisons.

15. Final Synthesis

Golf should be understood as a complete operating system. The swing is the engine, but the score is produced by decisions. Equipment helps, but judgment matters more. Rules matter, but etiquette is what makes others want to play with you again. Professional golf supplies heroes and models, but the amateur game is won by contact, pace, short-game competence, and calm strategy.

For a beginner, the winning formula is not glamour. It is a disciplined sequence: learn safety and etiquette, build a simple swing, practice short game and putting, measure yardages, play appropriate tees, manage the course, track real stats, and become socially fluent. Within three months, you can become a safe participant. Within six months, you can become a functional golfer. Within one year, you can become a strategic player who understands golf as sport, business network, and lifestyle.

References and Source Notes

[1] USGA, "A Brief History of Revisions to the Rules of Golf: 1744 to Present" and related Rules history resources.

<https://www.usga.org/>

[2] USGA, Rules 101 / Rules of Golf education. <https://rules.usga.org/>

[3] USGA, "Order of Play/Ready Golf" and pace-of-play resources. <https://www.usga.org/>

[4] USGA, Course Rating and Slope Rating explanations. <https://www.usga.org/>

[5] USGA, Conforming Club and Ball Lists / Equipment Database; The R&A; Equipment Rules. <https://www.usga.org/> and <https://www.randa.org/>

[6] USGA, World Handicap System FAQs: Handicap Index calculation. <https://www.usga.org/>

[7] USGA, Playing Handicap / Course Handicap explanations. <https://www.usga.org/>

[8] PGA Tour, FedExCup Overview and 2026 schedule materials. <https://www.pgatour.com/>

[9] Reuters, reporting on Tour Championship starting-strokes format change, May 28, 2025.

[10] LIV Golf, official format page. <https://www.livgolf.com/liv-format>

[11] Masters Tournament official history. <https://www.masters.com/>

[12] U.S. Open official championship site. <https://www.usopen.com/>

[13] The Open official site and R&A; championship resources. <https://www.theopen.com/> and <https://www.randa.org/>

Note: This briefing is educational and strategic. For formal competition, consult the current Rules of Golf, the Committee in charge of the competition, local rules, and official handicap authorities.